

Science & Engineering Library

Library Guidance

September 2014

Contents

- 1 Overview of Waseda University Library**
- 2 Science & Engineering Library and the Students' Reading Room**
- 3 WINE: Waseda's Library Catalog**
- 4 Library Services**
- 5 Notes**



How many libraries are there in Waseda Univ.?

More than 20



Campus Libraries



Central Library



Other Libraries
and Reading Rooms





How many books does Waseda Univ. Library have?

The average number of books held by university libraries in Japan is about 405,000.

over
5,600,000
books!

Periodicals

over
54,000

Database

over
260

E-journals

over
35,000

E-books

over
480,000

(date from 2013)





Are there any rare materials?

Cultural Heritages



And also... a great number of Documents, Microfilms, Audio-Visual materials, etc.





What time is the library open?

Service Hours

during the term

	Mon. - Fri.	Sat.
Science & Engineering Library	9:00 - 21:00	9:00 - 19:00
Central Library(*)	9:00 - 22:00	9:00 - 22:00

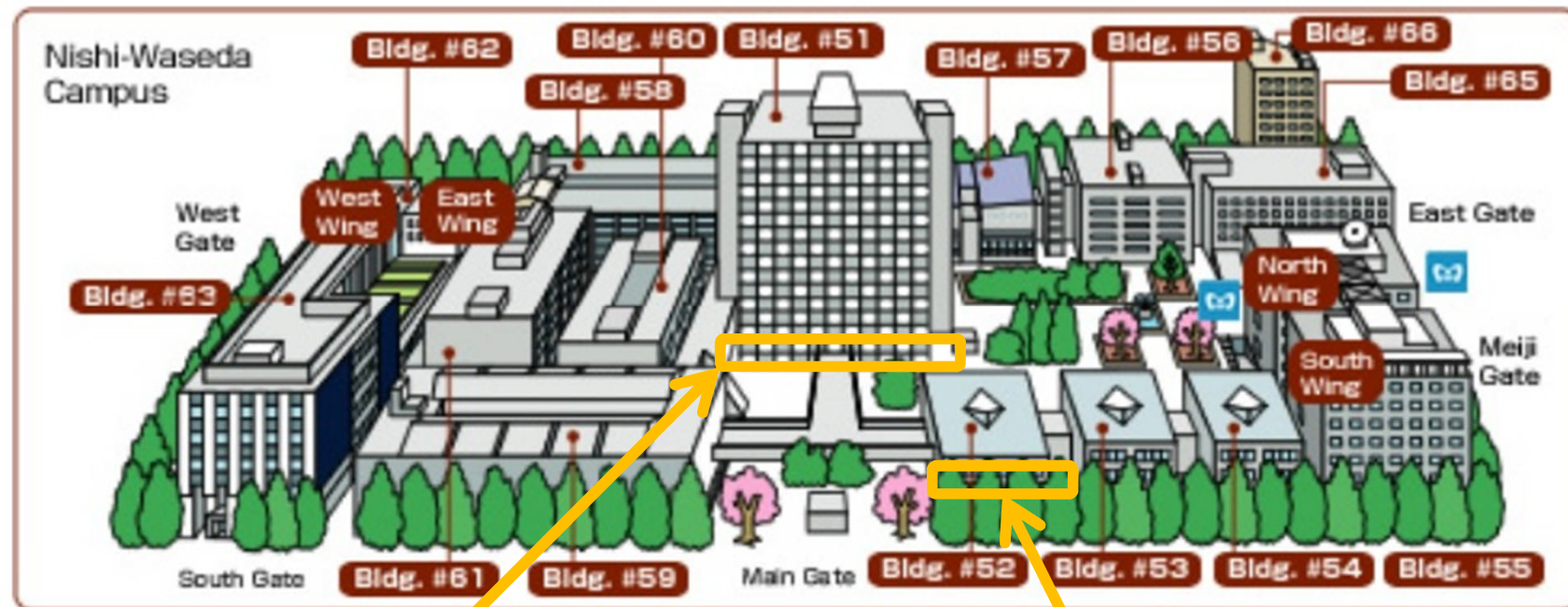
*Open on Sundays

10:00 – 17:00



Science & Engineering Library and Students' Reading Room

Nishi-Waseda Campus



**1st Basement
Science & Engineering
Library**

**1st Basement
Students'
Reading Room**

Science & Engineering Library

(Basement of Bldg. No. 51)

- **Research Library**
330,000 books
8,000 academic journals

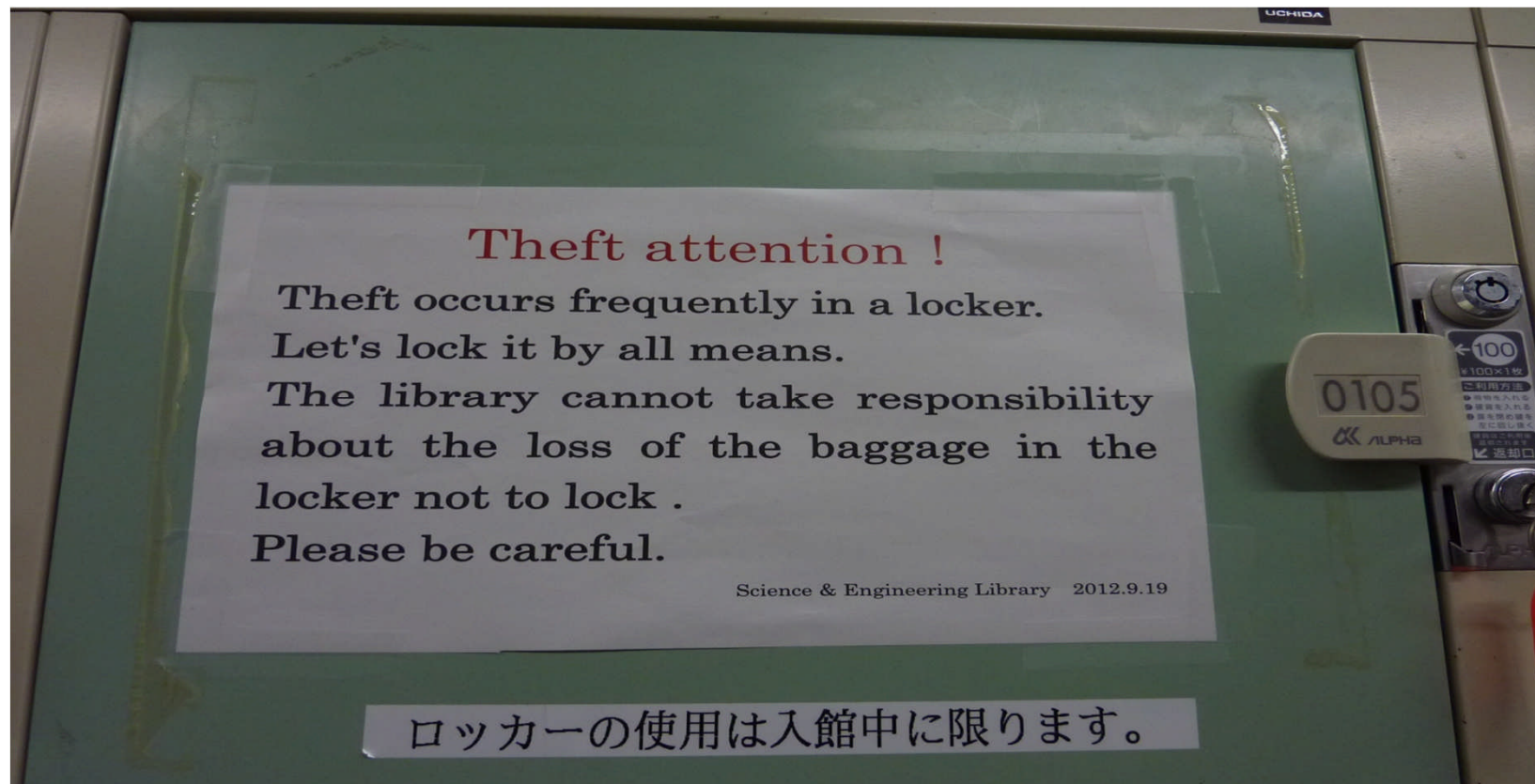
many English materials
- **Reference Service**



Stairwell to the Sci. & Eng.
Library

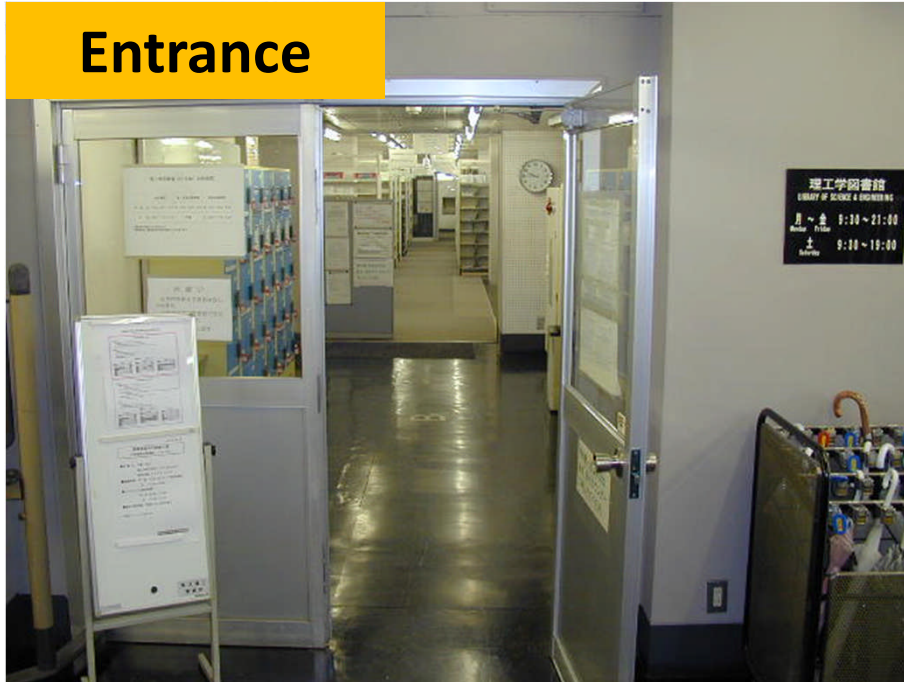
Lock the Locker

Be sure to store your bags and personal belongings in the locker before entering the Science & Engineering Library.



Science & Engineering Library (Bldg. No. 51)

Entrance



**Reception and
Circulation Desk**



Science & Engineering Library (Bldg. No. 51)

Reference Desk



Search Terminals



IPSE Books



Science & Engineering Library (Bldg. No. 51)

Newly Arrived Journals



Reference Books



Science & Engineering Library (Bldg. No. 51)

B1 Study Space



B2 Study Space



Science & Engineering Students' Reading Room

- **About 105,000 science and engineering books related to school courses are collected**
- **Multiple copies for frequently used books**
- **Most of the books are written in Japanese**
- **Bldg. No.52
1st Basement**



Center for Japanese Language Students' Reading Room

- Bldg. No. 22 (3F) in Waseda Campus
- Many books and AV materials for learning Japanese
- All Waseda students can borrow them




How to Search Library Materials



WINE 早稲田大学 学術情報検索システム
Waseda University Library Catalog * Japan

Search WINE OPAC by	Services	Catalogs
* <u>TITLE Search</u>	<u>Help</u> (How to use, Locations etc..)	<u>Newspapers</u> [In Japanese] <u>Micro forms</u> [In Japanese]
* <u>KEYWORD Search</u>	<u>VIEW YOUR RECORDS</u> (Check Due Dates, Renew books, Hold...)	<u>Doctoral Thesis</u> [In Japanese] <u>Master's Thesis</u>
* <u>AUTHOR Search</u>	<u>UNICODE OPAC</u> (Chinese, Korean, etc...)	#: Unavailable resources through WINE terminals at the libraries.
* <u>SUBJECT Search</u>	<u>Broadcast Search</u> [In Japanese] (Z39.50)	# <u>Electronic Resources</u>
* <u>ISBN/ISSN Search</u>	<u>Books just arrived</u>	# <u>Online Journals</u>
* <u>Search by OTHER INDEXES</u>	<u>Online Requests</u> (ILL, Recommended purchases...)	# <u>Waseda University</u>
* <u>LIMIT Search</u> (by Location, Material type...)		

How to find location / status on WINE

Waseda University Library Catalog 

[Start Over](#) [Request](#) [Export](#) [MARC Display](#) [Return to Browse](#) [Modify Search](#) [Another Search](#)

WORD View Entire Collection

6 results found. Sorted by [relevance](#) | [date](#) | [title](#) .

Record: [Next](#)

Author [Turabian, Kate L.](#)

Title **A manual** for writers of research **papers**, theses, and dissertations : Chicago style for students and researchers / Kate L. Turabian ; revised by Wayne C. Booth ... [et al.].

Imprint Chicago : University of Chicago Press, 2007.

LOCATION	CALL #	STATUS
A-CENTRAL/B2F KENKYU	F836 00102	<u>DUE 11-06-13</u>
D-RIKOH/IPSE	TE Man	LIB USE ONLY
WM-SILS/BLOCK B. RESERVE	G0313	ON THE SHELF
WM-SILS/BLOCK B. RESERVE	G0313	LIB USE ONLY
WM-SILS/BLOCK B. RESERVE	G0313	LIB USE ONLY

Description ill. 466 p. : ill.
ISBN 9780226823362 (calk. paper)

Location

Call #

Status: On the shelf/missing /Due date/In Transit etc...



Any rules for borrowing and returning?

- You need your **student ID card** to enter the library and borrow a book.
- How many books can I borrow at one time?
⇒ Up to **15 books** for undergraduate students.
30 books for graduate students.
- What happens if I don't return books by due date?
⇒ You receive **1 penalty point** per item per day.



#User's library privileges are suspended for 14 days every 50 penalty points.





Search WINE OPAC by	Services	Catalogs
* TITLE Search	Help (How to use, Locations etc..)	Newspapers [In Japanese]
* KEYWORD Search	VIEW YOUR RECORDS (Check Due Dates, Renew books Hold...)	Micro forms [In Japanese]
* AUTHOR Search	UNICODE OPAC (Chinese, Korean, etc...)	Doctoral Thesis [In Japanese] Master's Thesis
* SUBJECT Search	Broadcast Search [In Japanese] (Z39.50)	#: Unavailable resources through WINE terminals in the libraries.
* ISBN/ISSN Search	Books just arrived	# Electronic Resources
* Search by OTHER INDEXES	Online Requests (ILL, Recommended purchases...)	# Online Journals
* LIMIT Search (by Location, Material type...)		# Waseda University
* Reserve Books Search by Course / by Instructor		
Information		Link
<p>* PROBLEM: We have found out that a notice for coming due date which is to be sent to all library users on loan status 5 days prior to their due date via email, is not delivered to all properly. Please confirm your due date through 'View Your Record' on WINE by</p>		<p># National Diet Library (OPAC) Library Services(PDF) (Locations, Service hours.)</p>

View Your Record - Renewal, Check/Cancel Your Requests -

Form A - Student, Faculty Login ID>(*Not your email address) <input type="text"/> Student: 1z06g1239 (9digits) Faculty: w123456 (7 digits) Waseda-net password <input type="text"/>	Form B - Others (Who owns Library card) Library card number <input type="text"/> w123456 (7 digits) y0001234560 (11 digits) Password <input type="text"/>
--	--

Enter your ID and password, then click

SUBMIT

What is *Login ID*?

Faculty w123456 (w + Your faculty ID number)
Student 1z06g1239 (Remove "-" from the number on your ID card)
* If your student ID number is composed of numerics only, please change the last digit into alphabet by the following rules.
40031234-5 --> 40031234f (Change "5" into "f")
97031999-8 --> 97031999j (Change "8" into "j")

0	1	2	3	4	5	6	7	8	9
a	b	c	d	e	f	g	h	j	k

Part-time Lecturers

Please register your password when you ask librarians to issue/renew your card at Central Library. You can also log in by Form A if you have your Waseda-Net account.

How to Access Online Journals

- Links to online journals are on [WINE](#)
Records with “WEB” after the title in the search results are online journals.
- [The Waseda Portal for Online Journals](#)
You can find online journals by titles , ISSN or subjects with this page
- [Waseda E-resource Portal](#)
Specific Databases are also searchable.

TITLE ▼

ieee transactions on professic

View Entire Collection ▼

Save Marked Records

Save All On Page

Num Mark

TITLES (1-2 of 2)

1



IEEE transactions on professional communication

2



IEEE transactions on professional communication (Online) : WEB

Save Marked Records

Save All On Page

Start Over

Extended
Display

Limit/Sort
Search

Search as
Words

Another
Search

Title begins with

-- Please see

1 record retrieved for the search: Title begins with "IEEE transactions on professional"

IEEE transactions on professional communication (0361-1434)

[Look up Article](#)

from 1972 to present in [IEEE/IET Electronic Library \(IEL\)](#)

Access Databases



SEARCH & FIND	SERVICES	INFORMATION FOR	COLLECTIONS	LIBRARIES	HELP
Library Catalog (WINE) Waseda E-Resource Portal Waseda E-Resource Portal for Online Waseda E-Resource Portal for Online Waseda E-Resource Portal for Online Waseda E-Resource Portal for Online Waseda E-Resource Portal for Online					



Central Takata Toyama Sci&Eng Tokorozawa

« 2014/9 »

Mon	Tue	Wed	Thu	Fri	Sat	Sun
1	2	3	4	5	6	7
8	9	10	11	12	13	14
15	16	17	18	19	20	21
22	23	24	25	26	27	28
29	30					

Today's Open Hours
9:00-20:00 (Borrow & Returning by 19:30 / Enter by 19:50)

- [Library Calendar](#)
- [Central Library](#)

[Find Books \(WINE\)](#) | [Find Databases](#) | [Find E-Journals](#)

Search the Waseda University Library Catalog (WINE).

Title / Keyword

Ex: waseda okuma

More...

- [Off-Campus Access](#)
- [View Your Record](#)
- [Online Requests](#)
- [Guides & Tutorials](#)

NEWS →

- ▶ **[Event]** "Library Week" 2014/10/6 - 10/10 2014.08.21
- ▶ **Library Hours** (Summer Vacation 2014/8/2~2014/9/20) 2014.07.17
- ▶ **To students who will graduate or complete their course of study in July or September** 2014 2014.07.15
- ▶ **Others** Relocation and Temporary closing of School Library and Students' Reading Room(School of Political Science and Economics)/Library of Institute for Research in Contemporary Political and Economic Affairs(August 2nd, 2014- early in October) 2014.07.14
- ▶ **Loan Period for the SUMMER TERM** 2014.07.09
- ▶ **Tokorozawa** The Waseda Writing Center is Open at Tokorozawa library! 2014.06.10

Access Databases

Help What's New Maintenance Contact Us Library HOME 日本語 English

学术情報検索
Waseda E-Resource Portal

This site lists e-resources (databases, online journals & e-books) that Waseda subscribes to as well as useful websites selected by our librarians.

→ Login to Off-Campus Access

→ Library Catalog WINE

→ Waseda Portal for Online Journals

→ Gateway to Library Catalogs (On-campus only)

→ Research Navigation: Subject guides

→ Guides & Tutorials: for library, databases & tools

→ RefWorks: Citation management tool

E-Resource Portal Help

Find databases by subject or resource type

Subject: [?] All subjects

Resource type: [?] All resource types

List Clear

Recommended databases

Select a database List

Find databases by title or keyword

Search for: [?]

Search

Browse databases by title (A to Z list)

A B C D E F G H I J K L M N
P Q R S T U V W X Y Z

Select a database

----- Find Books -----

1. University Libraries in Japan: CiNii Books
2. National Diet Library (Japan): NDL-OPAC
3. Keio University: KOSMOS
4. Libraries worldwide: WorldCat.org

----- Find Journal Articles -----

5. Japanese articles: CiNii Articles
6. English articles: Web of Science
7. English articles: Scopus
8. Articles in Sci, Tech, Med.: JDreamIII

----- Find Newspaper Articles -----

9. Asahi Shimbun: Kikuzo II Visual
10. Yomiuri Shimbun: YOMDAS
11. Mainichi Shimbun: MAISAKU
12. Nikkei Shimbun: NIKKEI TELECOM21
13. US & UK newspapers: Proquest Newspapers

----- Others -----

14. Encyclopedias, dictionaries: JapanKnowledge Lib
15. Japanese law reports: LEX/DB



How about electronic books?

This site lists e-resources (databases, online journals & e-books) that Waseda subscribes to as well as useful websites selected by our librarians.

[Login to Off-Campus Access](#)

[Library Catalog WINE](#)

[Waseda Portal for Online Journals](#)

[Research Navigation: Subject guides](#)

[Guides & Tutorials: for library, databases & tools](#)

[RefWorks: Citation management tool](#)

E-Resource Portal Help

- [About E-Resource Portal](#)
- [Using this Site](#)
- [Icons & Glossary](#)
- [Proper use of E-Resources](#)
- [Contact Us](#)

Find databases by subject or resource type

Subject: [?](#)

Resource type:

[?](#)

Recommended databases

Find databases by title or keyword

Search for:

[?](#)

Browse databases by title (A to Z list)

[A](#) | [B](#) | [C](#) | [D](#) | [E](#) | [F](#) | [G](#) | [H](#) | [I](#) | [J](#) | [K](#) | [L](#) | [M](#) | [N](#) | [O](#)

[P](#) | [Q](#) | [R](#) | [S](#) | [T](#) | [U](#) | [V](#) | [W](#) | [X](#) | [Y](#) | [Z](#)

Advanced Search

[Go to Advanced Search](#)

News

What's New

[Cancel](#) [Gateway to Library Catalogs Service ends at March 25, 2014.](#) 2014.3.25

[New](#) [Foreign Office Files for China, 1919-1929](#) is now available. 2014.3.19

[New](#) [Oxford Economics](#) is now available. 2014.3.19

[»More](#)

Outages & Maintenance

[Maintenance](#) [BNC Online, Wordbanks Online](#) Monday, March 31, 17:30 - Tuesday, April 1, 10:00 / Service will be unavailable due to system maintenance. 2014.3.24

[Maintenance](#) [CiNii Articles](#) Thursday, March 20, 17:00 - Monday, March 24, 9:00 / Service will be unavailable due to system maintenance. 2014.3.17

[Maintenance](#) [JapanKnowledge+NRK, Nihon Kindai Bungakukan \(Web\)](#) Monday, March 31, 17:30 - Tuesday, April 1, 10:00 / Service will be unavailable due to system maintenance. 2014.3.3

[»More](#)

➔ Login to Off-Campus Access

➔ Library Catalog WINE

➔ Waseda Portal for Online Journals

➔ Research Navigation: Subject guides

➔ Guides & Tutorials: for library, databases & tools

➔ RefWorks: Citation management tool

E-Resource Portal Help

▶ About E-Resource Portal

▶ Using this Site

▶ Icons & Glossary

▶ Proper use of E-Resources

▶ Contact Us

By subject or resource type

By title or keyword

Browse by title

Advanced Search

Subject: All subjects

Resource type: All resource types

List Clear

Search for: Resource type= E-book Collections

Found: 99 database(s)

★ Early English Books Online (EEBO)

Digital facsimile page images of virtually every work printed in England, Ireland, Scotland, Wales and British North America and works in English from 1473-1700.

🔗 Licensed 🏠 Off-Campus Access 👥 Concurrent user limit: None 🌐 Western languages
📄 Some full text

★ eBook Collection (NetLibrary) / EBSCOhost

Electronic book (eBook) service that EBSCO provides. Only one person can use (view) an eBook at the same time.

🔗 Licensed 🏠 Off-Campus Access 👥 Concurrent user limit: None 🌐 Japanese / Western languages
📄 Some full text

★ JapanKnowledge Lib

Encyclopedias, dictionaries and Databases

🔗 Licensed 🏠 Off-Campus Access 👥 Concurrent user limit: 10 🌐 Japanese 📄 Some full text

★ KOTENSEKI SOGO Database (Japanese & Chinese Classics)

Simple Search:

Fulltext access to 80,000 books published by world's leading academic publishers



Need authoritative information?

Your library offers e-books from trusted publishers in all academic subject areas along with powerful research tools with Academic Complete™!

Browse by Topic ▼



SEARCH & FIND

Library Catalog (WINE)

Waseda E-Resource Portal

Waseda Portal for Online Journals

Research Navigation
Guides & Tutorials

Off-Campus Access

Off-Campus Access

What is Off-Campus Access? Using Off-Campus Access Who is eligible?

What is Off-Campus Access?

Off-campus access service allows you to connect to the Waseda licensed databases, e-books remotely from home or while traveling.


New "Off-Campus Access (EZproxy)" service is now available for beta testing. Off-Campus Access service.


Please note that service may change or may be temporarily suspended for maintenance during the beta-testing period.

Terms and Conditions for Use of Licensed Electronic Resources

- Copyrights for databases and electronic journals belong to the authors or service providers and are protected under the copyright laws and international agreements.
- Databases and electronic journals are restricted for use by Waseda University students and faculty members.

- If any of the above terms are violated, the provider may suspend access by the entire university to the service. Library may make a claim for the damages, report the matter to your school/department or take an appropriate action.

 **Accept the above terms and go to Login (EZproxy1)**

 **Accept the above terms and go to Login (EZproxy2)**

Two servers for Off-Campus Access service are available. Select either EZproxy1 or 2.

- On the first Tuesday of every month, from 10:30 am to 11:00 am, Off-Campus Access service will be temporarily unavailable for system maintenance.
- Note that not all e-resources are available from off-campus due to licensing or technical restrictions. For some e-resources, off-campus access is limited to certain users or it may take some time before they are available from off-campus.
- Library automatically collects access logs for statistical analysis. These statistics will not include any personal information. If an inappropriate use of the service is confirmed, the library will use the logs for necessary investigation.
- To view on-campus only web pages other than library e-resources, use "[Off-campus access using VPN](#)" provided by IT Center.

Waseda E-Resource Portal | Waseda University Library - Mozilla Firefox


ファイル(E) 編集(E) 表示(V) 履歴(S) ブックマーク(B) ツール(I) ヘルプ(H)

http://www.wul.waseda.ac.jp.ez.wul.waseda.ac.jp/imas/index-e.html

よく見るページ 最新ニュース RefGrab-Itブックマ... refer-ml Google Gro... refer-ml Google Gro...

Off-Campus Access | Waseda U... x Waseda E-Resource Portal | ... x

Help What's New Maintenance Contact Us

 **学術情報検索**
Waseda E-Resource Portal

This site lists e-resources (databases, online journals & e-books) that Waseda librarians.

[▶ Login to Off-Campus Access](#)

[➔ Library Catalog WINE](#)

[➔ Waseda Portal for Online Journals](#)

[➔ Gateway to Library Catalogs \(On-campus only\)](#)

Find databases by subject or resource type

Subject:

Resource type:

Recommended databases

Reference Services

- **Support for your material searching**
 - **Interlibrary Loan (on campus, other university libraries or institution in Japan & abroad)**
 - **A letter of introduction to school libraries and to outside Waseda libraries**
- Requests can be made via Waseda-net portal**

Library Online Request Services

The screenshot displays the Waseda University portal interface. At the top, there is a header with the Waseda-net logo, language selection for Web Mail (English) and Second Mail (Japanese), and user account options (Student, Change, Password Change, Logout). Below the header is a navigation bar with tabs for Top Page, Retrieval in site, Access to Academic Info, Organization list, Manual, FAQ, and IT Center Help Desk. On the left side, a vertical menu lists various services, with 'System Services' highlighted by a blue circle. The main content area features an 'Important news' section with a notice about the Spring Semester, followed by a 'NEWS' section listing several events and seminars. On the right side, a yellow sidebar contains links for Regulations, FAQs, Manual, Notice (Japanese), IT Center Help Desk (Japanese), and copyright information.

Waseda-net portal

Web Mail English GO Second Mail Japanese GO

Student Change Password Change Logout WASEDA UNIVERSITY

Top Page Retrieval in site Access to Academic Info Organization list Manual FAQ IT Center Help Desk

Top Page
Mail Transition
Classes and Course Registrations
Student Life
International Programs
Career Compass
Open Events and Speeches
Tomon Alumni Community
My Profile
System Services

Important news

【Important】Notice Prior to the Beginning of Spring Semester
HeadLine 2011/04/28 Waseda University

>>Back number

NEWS

Registration for tutor
Student Life 2011/05/16 Student Affairs Section **NEW**

【Today】William Shakespeare "MUCH ADO ABOUT NOTHING" International Theatre Company London's 36th Japan Tour @ Okuma Auditorium ★Free, No registration required★ (Open: 4:00pm Start:4:40pm)
Int1 2011/05/16 International Community Center **NEW**

2011WOJUSS International Symposium "Japan and the United States in Changing Asia" (6/9)
Open Events 2011/05/16 Waseda University Organization for Japan-US Studies (WOJUSS) **NEW**

WOJUSS International Symposium Student Seminar (6/10)
Open Events 2011/05/16 Waseda University Organization for Japan-US Studies (WOJUSS) **NEW**

WOJUSS Business Seminar "Corporate Governance and Risk Management in an Environment of Heightened Uncertainty" (6/10)
Open Events 2011/05/16 Waseda University Organization for Japan-US Studies (WOJUSS) **NEW**

【This week】Student Staff Leader Recruiting Info Sessions (ICC lounge, Bldg.7)
Int1 2011/05/15 International Community Center **NEW**

【Next Week】ICC English Hour ~Meet other English speakers on campus!~ (May 18)
Int1 2011/05/13 International Community Center **NEW**

>>More

Regulations
Frequently Asked Questions and Answers (FAQs)
Manual
Notice(Japanese)
IT Center Help Desk Japanese
Copyright (C) Media Network Center, Waseda University 2002-2011. All rights reserved.
Copyright Personal information protection Unavailable characters

Student

Change

Password Change

TopPage

Retrieval in site

Access to Academic
Info

Organization list

Top Page

Mail Transition

Classes and Course
Registrations

Student Life

International Programs

Career Compass

Open Events and Speeches

Tomon Alumni Community

My Profile

System Services

Second Mail

-Activation

Waseda-net Mail

Application

Questionnaire

-Library online request

Information Ethics

-Information Ethics

Information

Database Trial Information

System Serial 2011/06/11 Dept. of Information Management

Library Online Request Form

Basic information

Basic information

Quit

- After you fill in/ select each box, press "NEXT".
- Press "QUIT" to cancel the request.
- If you are a junior high school / high school student, do not use this form and please ask at the library of your school.

(*)Required

ID Number : XXXXXX1X0031

Affiliation : School of Creative Science and Engineering

Name : 早稲田 一郎

Name(In Alphabet) : WASEDA, Ichiro

E-mail address : ~~~~~@toki.waseda.jp

Status (*) : Graduate Student (Master's Program)


Grade (*) : 1

Select your inquiry (*) : --- Please select ---
--- Please select ---
ILL (Interlibrary Loans)
Letter of Introduction
Purchase Requests
Request for books in 'PROCESS'

ILL (Interlibrary Loan)
Letter of Introduction
Purchase Requests
Request for books in
"PROCESS"
Online References

Next

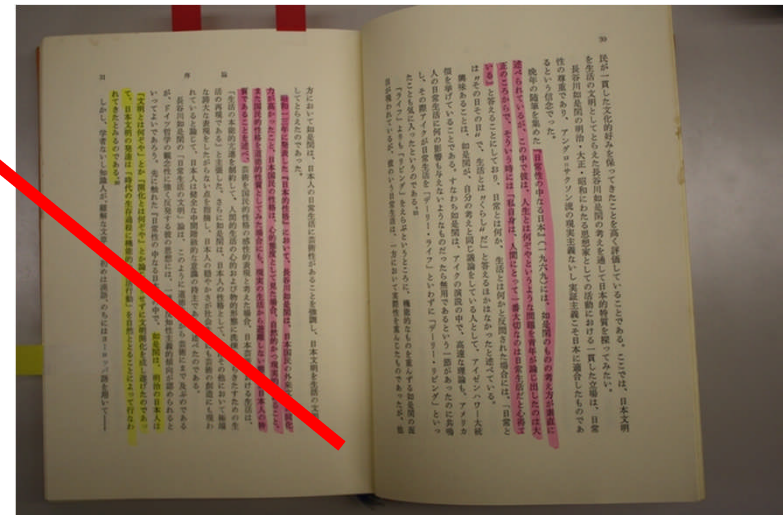
Handle library materials with Care!



**Spill liquid
on a book**

**Wash a book
with laundry**

**Draw lines with
a marker**



Dos and Don'ts

- **Keep Your Student ID Card with you all the time.**
- **Be sure that your locker is locked.**
- **No smoking, eating nor talking on the cell-phone.**
- **Refrain from talking. (You can have discussions in the Orange Zone in the Central Library)**

WU Library Website



早稲田大学図書館
WASEDA University Library

Contact Us

Library Locations

Site Map

日本語

English



Site Search

SEARCH

SEARCH & FIND

SERVICES

INFORMATION FOR

COLLECTIONS

LIBRARIES

HELP



Central Takata Toyama Sci&Eng Tokorozawa

« 2014/9 »

Mon	Tue	Wed	Thu	Fri	Sat	Sun
1	2	3	4	5	6	7
8	9	10	11	12	13	14
15	16	17	18	19	20	21
22	23	24	25	26	27	28
29	30					

Today's Open Hours
9:00-20:00 (Borrow & Returning by 19:30 / Enter by 19:50)

- Library Calendar
- Central Library

Find Books (WINE) Find Databases Find E-Journals

Search the Waseda University Library Catalog (WINE).

Title / Keyword ?

Ex: waseda okuma

More...

- Off-Campus Access ?
- View Your Record ?
- Online Requests ?
- Guides & Tutorials ?

NEWS →

- ▶ **[Event]** "Library Week" 2014/10/6 - 10/10 2014.08.21
- ▶ Library Hours (Summer Vacation 2014/8/2~2014/9/20) 2014.07.17
- ▶ To students who will graduate or complete their course of study in July or September 2014 2014.07.15
- ▶ **Others** Relocation and Temporary closing of School Library and Students' Reading Room(School of Political Science and Economics)/Library of Institute for Research in Contemporary Political and Economic Affairs(August 2nd, 2014- early in October) 2014.07.14
- ▶ Loan Period for the SUMMER TERM 2014.07.09
- ▶ **Tokorozawa** The Waseda Writing Center is Open at Tokorozawa library! 2014.06.10

Sci. & Eng. Library Website

Useful Guides in PDF and Movie are available

- Guidance for First-year students
- Academic Information Literacy for Bachelor's and Master's Theses
- IPS Guide to Online Services Oct.2011
- Conducting and managing documents

Library Week



- **October 6 - 10**
- **@ the Central Library and 3 Campus libraries**
- **Self-guided library tour, Library Concert, Exhibition, Library Quiz, etc.**

Evaluation Sheet

- **Please fill out the evaluation sheet.**
- **It will help us improve the lecture.**

When you have any questions on the library, please feel free to ask at the reference desk or to ask through Library Request on Waseda-net portal.

Thank you!



“Library is a treasure house of knowledge.”