



# Wired/Wireless Access - Central Library -

User Guide No.6-E  
Waseda Univ. Library  
As of 21 Nov, 2011

You can use your computer for research purpose in some designated areas.

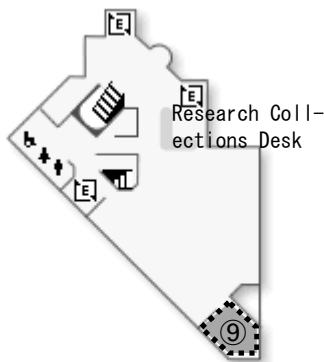


## Areas for PC

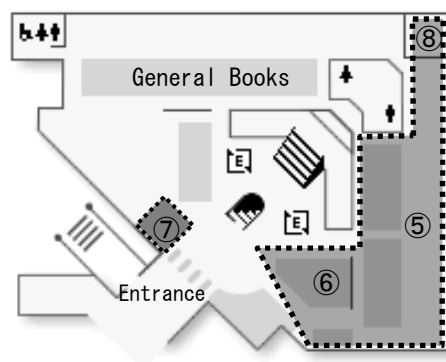
Floor	Areas	Location	Wireless LAN	Wired LAN	Outlet
3 <sup>rd</sup>	Reading Room (Newspapers & Periodicals)	①			
	Reading Room (Natural Science Books)	②	✓		✓
	Seminar Room C	③	✓	✓	✓
	Carrels (Bound Periodical Collections area)	④			Some
2 <sup>nd</sup>	Reading Room (Reference Books)	⑤	✓		✓
	Leaning Zone	⑥	✓		✓
	Seminar Room A	⑦	✓		✓
	Seminar Room B	⑧	✓	✓	✓
1 <sup>st</sup>	Reading Room (Separated area)	⑨	✓		✓
B1	Carrels	-			Some
B2	Study Rooms	-		✓	Some

## Wireless Access Area

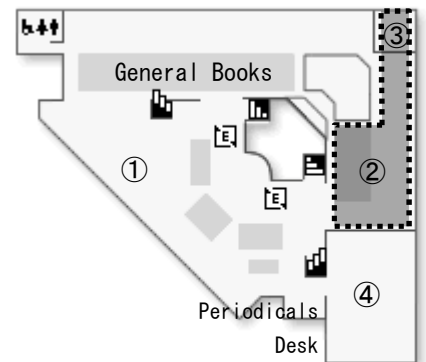
## Wireless Zone



1F



2F



3F

## How to set up and start

■ Wireless LAN (VPN) \*The system renewed on September, 2011.

Please see the manual at:

Waseda-net Portal > Manual > 02 ネットワークサービス (Network Service) > 02 無線 LAN (Wireless LAN)

What you need:

- ① PC (Windows: XP/Vista/7, Macintosh: MacOS X or higher, iPad)
- ② Your Waseda-net ID and password

■ Wired LAN (DHCP)

Please visit at: <http://www.waseda.jp/navi/e/network/dhcp.html>

What you need:

- ① PC (Windows 95/98/ME/2000/XP/Vista/7, Mac OS 8 or higher)
- ② LAN cable, which is to be provided by yourself.
- ③ Your Waseda-net ID and password

■ Notice

For more information on setting up network in your PC, please ask at Waseda Portal Office on the 1<sup>st</sup> Floor of Building No. 7.

**Manners & Rules**

■ All floors

- ◇ Please do not use PC outside the designated areas.
- ◇ Printer, scanner and other similar devices are not allowed to use.
- ◇ Please mute your PC, or put on earphones to avoid making noise.

■ Research Collection area

- ◇ When you bring your PC, please notify staff at the Research Collections Desk on the 1<sup>st</sup> floor.
- ◇ Study Rooms are only available for graduate students, faculty & staff members, Library Card (Green) holders. If you'd like to use the room, please ask at the Research Collections Desk.

■ Bound Periodical Collections room

- ◇ When you bring in your PC in the room, please notify staff at the periodicals desk on the 3<sup>rd</sup> floor.

**Contact Information about Connection Method and Configuration**

★ Waseda Portal Office (1<sup>st</sup> floor of Building #7)

	During the Terms	During Vacations
Monday - Friday	9 a.m. - 8 p.m.	9 a.m. - 6 p.m.
Saturday	9 a.m. - 6 p.m.	Closed

★ Student IT Support Room (inside the computer room on the 1<sup>st</sup> floor of Building #22)

Monday - Saturday	9 a.m. - 10 p.m.	Closed on Sundays and holidays
-------------------	------------------	--------------------------------

\*Because Wireless LAN is not available in the room, guidance is only given.